


Звуковой анализ слов.  
Закрепление изученного  
материала

# Составь предложение по картинке



# Подели слово на слоги

## Мак, повар и капуста.



--



--	--





--	--	--







# Рассели слова в домики.



Найдите картинки в  
названии которых первые  
звуки одинаковы.



# Сравните звуковую схему слова лук и лист



# Какая схема подходит к слову

малина

The image shows a word recognition task. At the top, the word "малина" is written in red. Below it, there are three color-coded patterns, each consisting of a horizontal bar divided into three sections by vertical lines. The top-left pattern has a red section on the left, a green section in the middle, and a blue section on the right. The top-right pattern has a blue section on the left, a red section in the middle, and a blue section on the right. The bottom pattern has a blue section on the left, a red section in the middle, and a blue section on the right. Above the patterns are two circular images: one of raspberries and one of a monkey. Below the patterns is a circular image of a parrot. A red arrow points to the right.







# Физкультминутка «Сова»





# Выложи схемы слов самостоятельно





Дока!

Бабуля